PCQB

A PISTOL FOCUSED CQB COURSE

www.ProjectGecko.info

TABLE OF CONTENT

The Index to all of the relevant information regarding this course.

03 – 06 OUR METHOLODIGY

07 – 11 COURSE CURRICULUM

12 – 13 EQUIPMENT LIST

14 – 15 PRICE & REGISTRATION

www.ProjectGecko.info

PCQB?

Pistol CQB is a specific close quarters course oriented around the use of the most common shooting platform – the pistol.

Why.
The use as well as the application of a handgun in CQB is quite different and potentially dangerous. That is due to its length and ammo capacity, as well as it´s maneuverability in and around obstacles.

Handguns **are four times more likely to be involved in an accidental shooting compared to long guns**. Handguns comprise about 1/3 of the US gun stock and are involved in 2/3 of the accidental injuries (NEISS).

Giving the fact that CQB is tight, crowded and hard to maneuver, your chances to cause more harm statistically increases, especially in edge situations. In this course you will learn how to decrease that threat.

LEARN. UNDERSTAND. UTILIZE.
www.ProjectGecko.info

Our Methodology.

Our System.

The methodology at Project Gecko is based on our field experience, influenced by science and dictated by constantly changing reality of threats. With that being said, we at Project Gecko are committed to teach and develop our CQB system to the highest standards while sticking to science based principles & facts.

The Origins.

The origins of our methodology are in the Israeli tactics. Our CQB - lead instructor is a former Israeli SF member with an extended experience in the field of closed quarters.

LEARN. UNDERSTAND. UTILIZE.

www.ProjectGecko.info

Human behaviour.

We believe that its not all about the technique or equipment, but the human behind it. In extreme situations, such as violence, the human being is effected by the weight of emotions, mental capacity & several physical changes. From experience, these factors are what will eventually effect and turn the person into working in a default manner.

Not all tactics are behavior compliance, most tactics actually fall within the first moment of engagement.

The tactics we use, as well as our approach, are backed by science and not only years of experience in the Israeli Defense Forces.

Our work is based on psychology, neuroscience, motor skills and the human behavior as important guidelines in our work to create and deliver a reality relevant, cutting - edge CQB system.



LEARN. UNDERSTAND. UTILIZE.

www.ProjectGecko.info

Your reward.

Its all about the human performance. So is our system.

In our courses we focus on survivability, human behavior and additional science based factors, that are the key for reality relavent tactics or procedures.

In this course you will learn how to work, react and assess under extreme stress while sticking to a very systematic way of solving geometry based problems.

In the end of this course you will be familiarized with architecture, behavior based tactics and reality based scenarios that will proof the relevance of our system.

LEARN. UNDERSTAND. UTILIZE.

www.ProjectGecko.info

TRAINING MODULES

Stay in contact.

Module 01 – Introduction.

Introduction to the art of handgun CQB, its principles and terminolgy. In this module we will also focus on the anatomy of rooms, shapes & the geometry that is involved in room clearing.

The goal:

- understanding the danger & effect of shapes as well as geometry.
- Recognizing the possible dangers of the handgun in short proxemities.

Module 02 – Combat stance.

Your body language speaks volumes. So does performance. In this module the students will be introduced to the basic combat stances with a handgun.

The goal:

- Introduction to several stances as well as pistol manipulations.
- Pistol manipulations in tight envoirment (TI, SOL, etc)
- Muscle memory & performance improvement

LEARN. UNDERSTAND. UTILIZE.

www.ProjectGecko.info

Module 03 – Framework

In this module the students will be introduced to the art of angles manipulations with A handgun. The students will learn the most effective techqniues for slicing angles from the outside of the room.

The goal:

- Pistol oriented techniques
- Proper foot & stance work
- Safety guidelines
- Several techniques (search / offensive)

Module 04 – Wingman concept

This module is set to highlight the importance as well as possabilities within the proper use of wingman. Its all about maximizing capabilities, protection as well as efficiency while using two individuals.

The goal:

- Weapon flow
- Crescent formation & offset fields of fire awareness
- Learning how to work safe in close proximities
- Angular efficiency & the rainbow method
- Split – link up



Module 05 –CeFed Techniques

The first room clearing module. The students will discover The reality of room clearing within Center Fed rooms. We will do that by highlighting the threat, realm of possabilities and more.

This module will begin with two – men - techniques and we will gradually bring the students all the way up to the performance level of a 4 men. This module focuses on box shaped rooms.

The goals:

- DLP to LP techniques
- Communication & responsabilities
- Weapon & movement flow
- The module will consits on both dry as well as force on force simulations.
- This module will focus on empty rooms

Module 06 – High Low

In this module the students will learn the high low technique and its application within different scenarios, why, how and when we will use this technique.

This module will orient around communication & situational awareness of both individuals.



Module 07 –CoFed Techniques

In this module we will focus with the students on Corner Fed rooms, its structural effect as well as geometry differences to the previous taught. We will do that by highlighting the threat, realm of possabilities and more.

This module will begin with 2 men techniques and we will gradually bring the students all the way up to the performance level of a 4 men. This module focus is on box shaped rooms.

The goals:

- DLP to LP techniques
- Communication & responsabilities
- Weapon & movement flow
- The module will consits on both dry as well as Force on Force simulations.
- This module will focus on empty romos.

Module 08 – Post Entry

A very detailed module, where the participiants will be introduced to the post entry phase or simply the ‘’After entry’’. The students will practice the learned techniques in rooms full with obstacles and difficulties.

The focus:

- Over penetration
- Fields of fire & its impact on safety
- Maneuverability & secondary corners

Module 09 – Multiroom clearing

Final & demanding part of the course. This module will introduce the students to the
very basic of room to room based on the learned content. This module acts as an intellectual connection to the level 02 CQB course by Project Gecko.

The goals of this module.

- Prioritizing threats
- Understanding the difference linear to flank threats
- FOF
- More.

**The progress as well as chronological order of the modules is subject to change and is based on the class progression and educational development.*

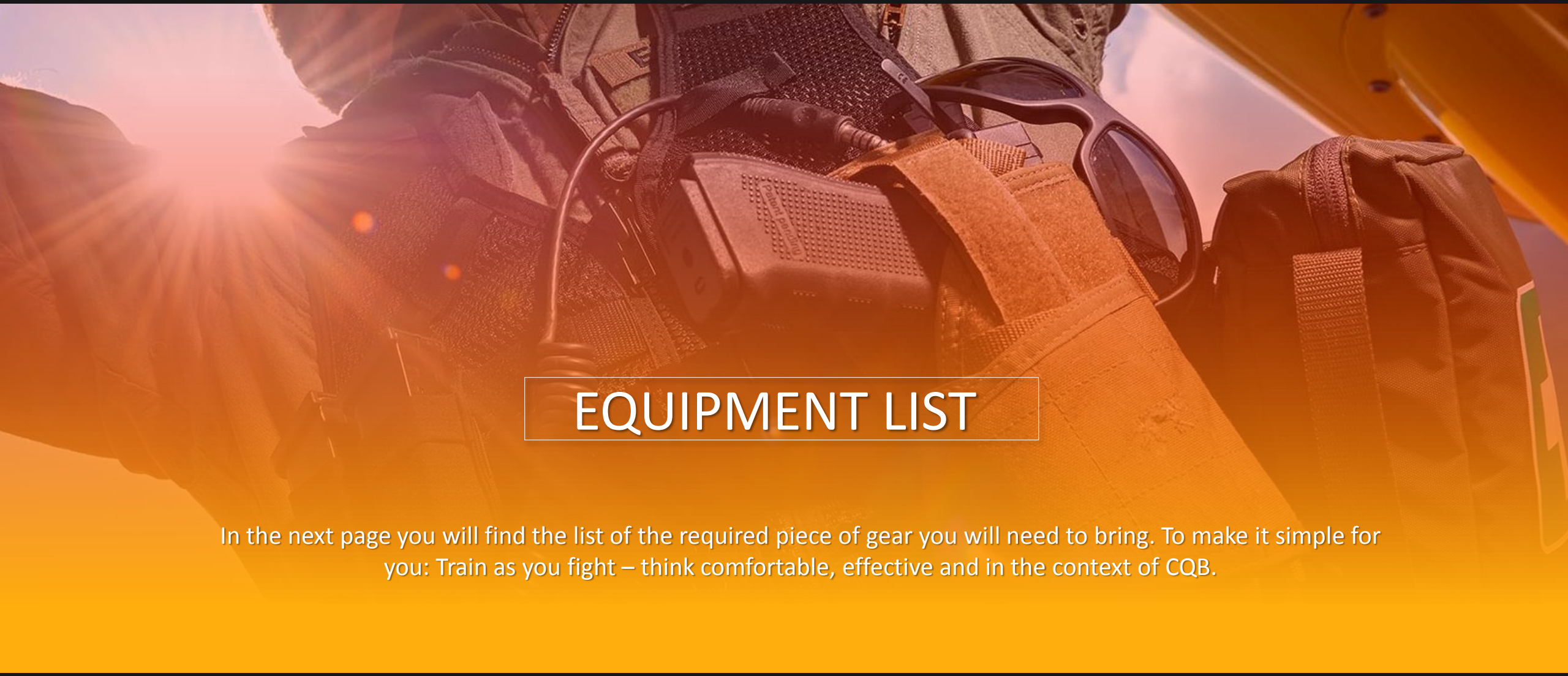

EQUIPMENT LIST

In the next page you will find the list of the required piece of gear you will need to bring. To make it simple for you: Train as you fight – think comfortable, effective and in the context of CQB.

Head gear

- Eye & ear protection

Loadout (optional)

- Plate carrier / vest
- Flashlight
- IFAK

Holster / Pistol

- Proper Pistol holster
- Pistol (airsoft / bluegun)
- Multitool
- IFAK

Protection

- Kneepads
- Gloves

Admin related

- Sleeping bag, etc.
- Hydration pack
- Writing tools (pen, notes, etc.)

Clothing

- **Tactical clothing (UfPro, 5.11, etc)**
- **Clothing for change**

Tactical boots

TECHNICAL INFORMATION

Location – Price - Date

Class Duration & info.

- 28 Hours of training
- Friday – Start: 21:00
- Sunday – End: 14:00

Location.

- Weingut Factory - Belgium
- Adress: Route de Châtelet 480, 6010 Couillet BELGIUM.

Price.

- 180 euro

Accommodations.

- On site, indoor (free)
- Sleeping equipment is on the student´s responsability.

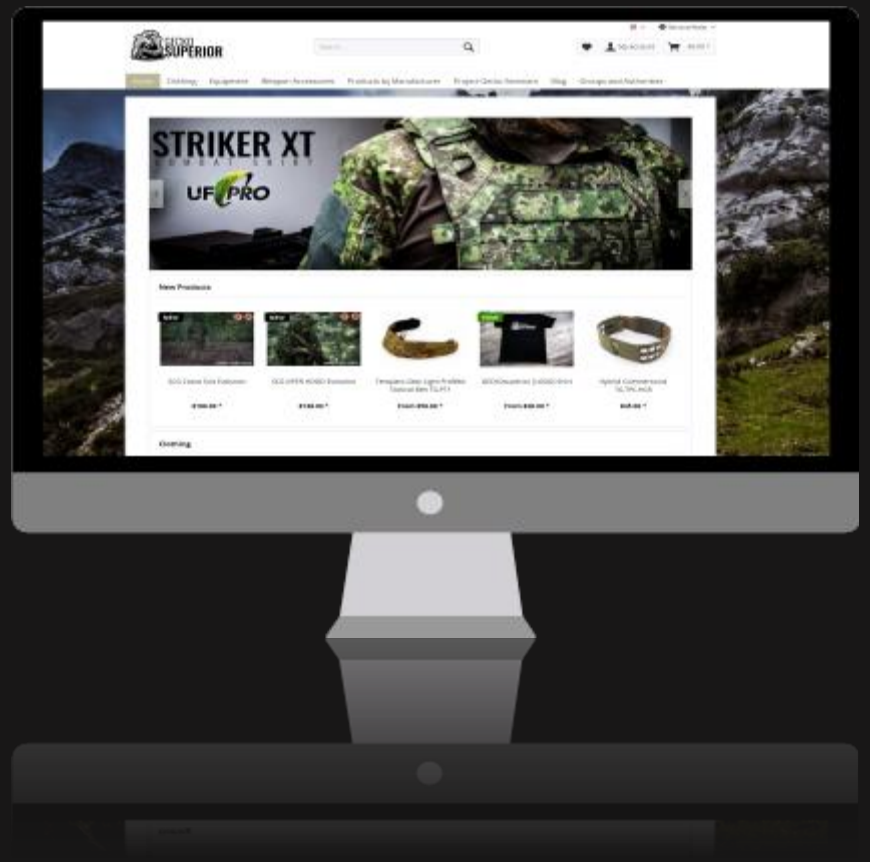

Need equipment ? Check our shop !

www.GeckoSuperior.com

REGISTRATION

Without registration you will not be eligible to join this course.
Please Click or follow the link below to fill up the registration formula

CLICK HERE TO REGISTER

Copy paste URL - https://goo.gl/3UA38j